

Scaled data based on original data using
LM-79-08 Approved Method: Electrical and Photometric Measurements of Solid-
State Lighting Products

Test Report Prepared for
Cooper Lighting Solutions
(formerly Eaton)

Brand: McGRAW-EDISON

Report Number: P200204

Luminaire Tested: **GWC-AF-02-LED-E1-T4FT-600**

Issue Date: 3/3/2020

Test Information

Test Method: LM-79-08
Report Number: P200204
TEST IS SCALED FROM IESNA LM-79-08 TEST DATA (P24295)
Test Lab: INNOVATION CENTER P2
Issue Date: 3/3/2020
Manufacturer: COOPER LIGHTING SOLUTIONS (FORMERLY EATON)
Product Line: MCGRAW-EDISON
Catalog Number: GWC-AF-02-LED-E1-T4FT-600
Description: GALLEON WALL LUMINAIRE
(2) 70 CRI, 4000K, 615mA LIGHTSQUARES WITH 16 LEDS EACH AND TYPE IV FORWARD THROW OPTICS
Light Source: -
Ballast/Driver: ELECTRONIC DRIVER

Summary

Lumens per Lamp: N/A
Luminaire Lumens: 8421.9 lumens
Efficiency: N/A
Efficacy: 127.6 lumens/watt
Luminous Opening: Rectangular (W 1' x L: 0.5' x H: 0')
IES Classification: Type IV - Short - Non-Cutoff
BUG Rating: B1 - U0 - G2

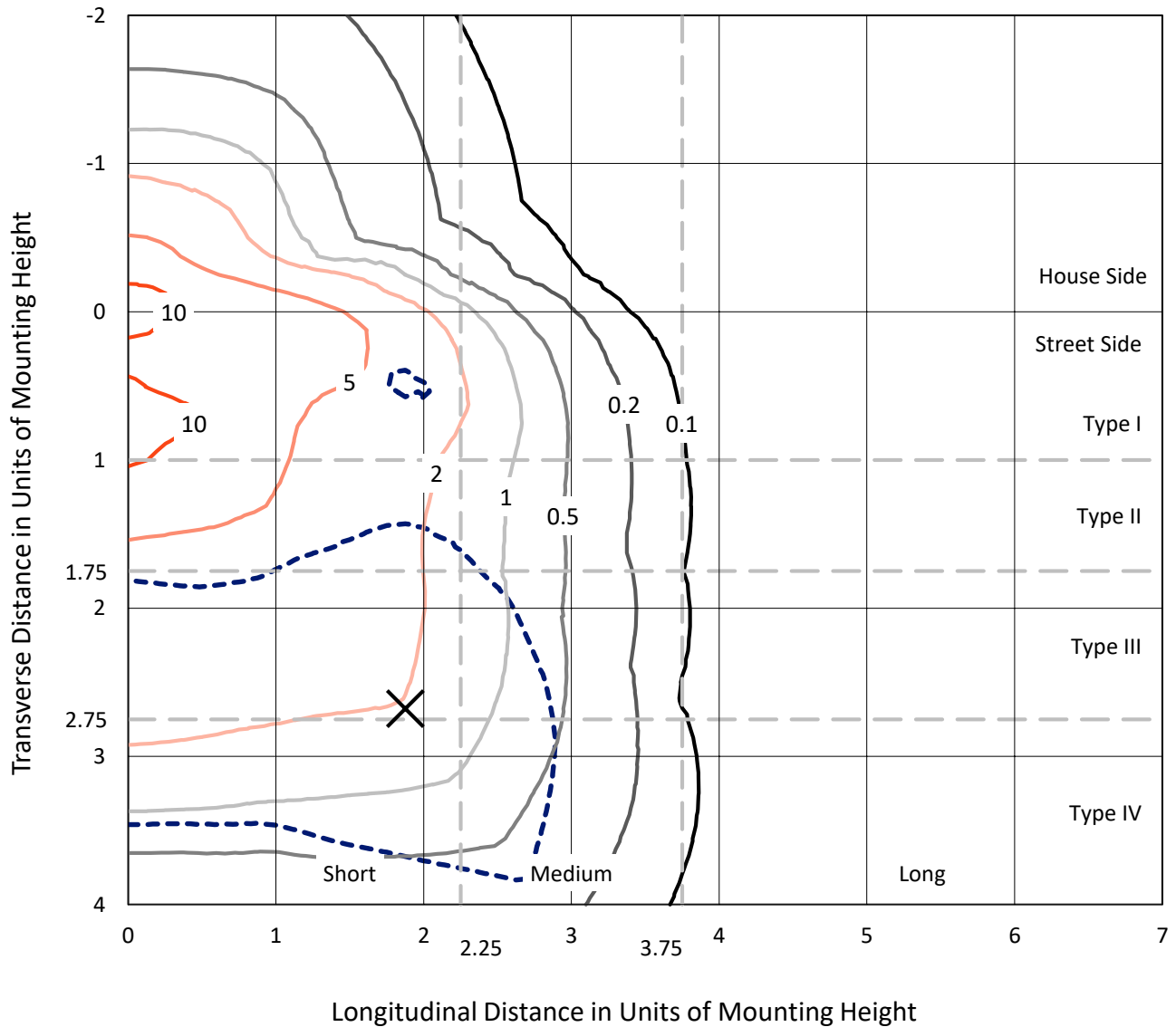
Input Watts (W): 66
Input Voltage (V): NR
Input Current (Ain): NR
Voltage Rise (V): NR
Power Factor: NR
Total Harmonic Distortion (THDi): NR
Frequency (hertz): 60
Stabilization Time: NR
Operation Time: NR
Ambient Temperature (°C): NR
Test Distance: 25 FT



REPORT NUMBER: P200204
 CATALOG NUMBER: GWC-AF-02-LED-E1-T4FT-600

Iso-Footcandle Lines of Horizontal Illumination

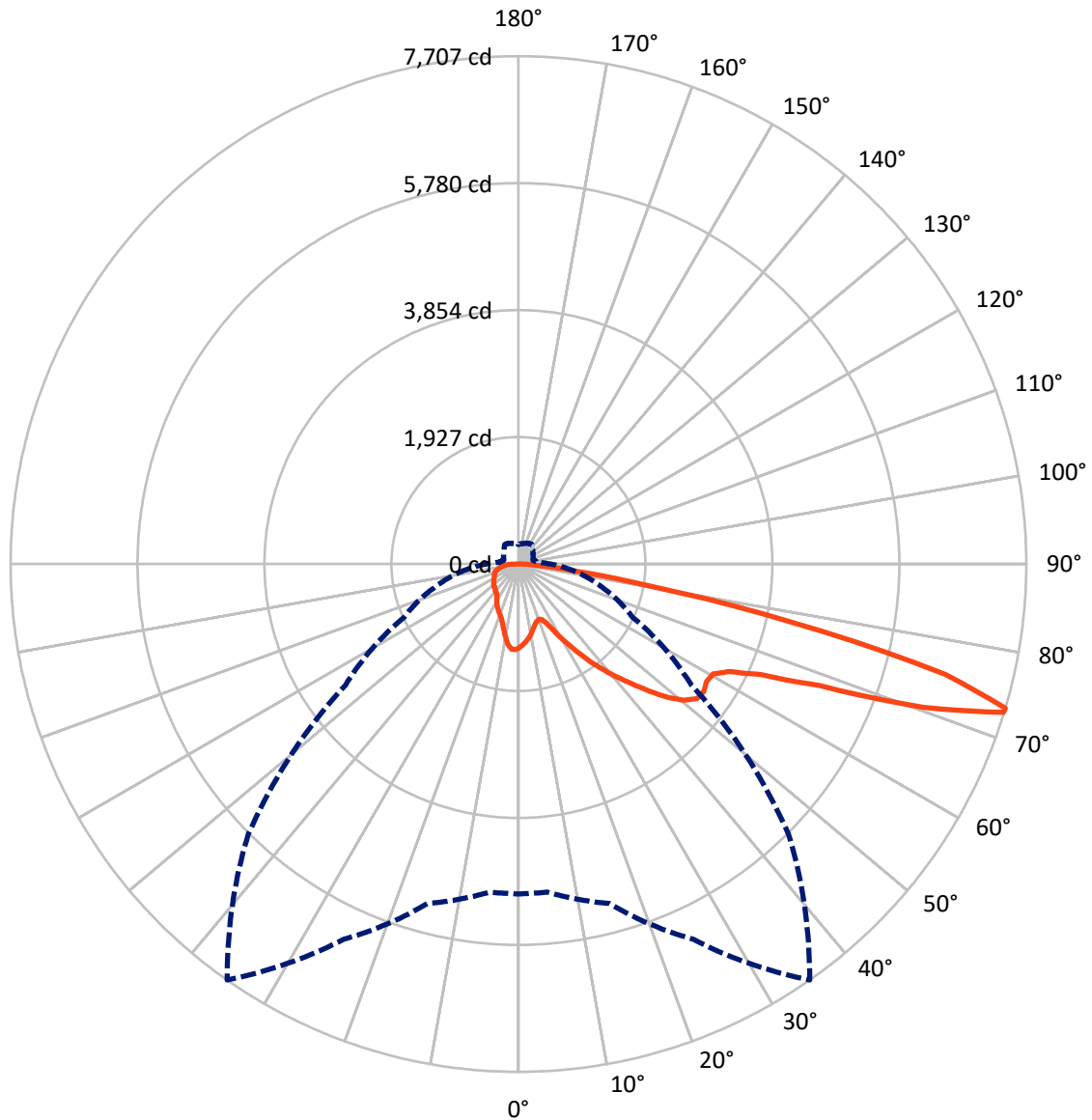
× Max cd
 - - - 1/2 Max cd



Based on 10 foot mounting height. Maximum calculated value = 12.7 fc
 Type IV - Short - Non-Cutoff

REPORT NUMBER: P200204
CATALOG NUMBER: GWC-AF-02-LED-E1-T4FT-600

Luminous Intensity Polar Plot



— Vertical Plane Through 35-Deg Lateral - - - Horizontal Cone Through 73-Deg Vertical

REPORT NUMBER: P200204

CATALOG NUMBER: GWC-AF-02-LED-E1-T4FT-600

FLUX DISTRIBUTION:

		Downward	Upward	Total
House Side	Lumens	1606.3	0.0	1606.3
	% Fixture	19.1	0.0	19.1
Street Side	Lumens	6815.7	0.0	6815.7
	% Fixture	80.9	0.0	80.9
Total	Lumens	8421.9	0.0	8421.9
	% Fixture	100.0	0.0	100.0

Coefficient of Utilization

ZONAL LUMENS:

Zone	Lumens	% Fixture
0°-10°	115.1	1.4
10°-20°	287.2	3.4
20°-30°	464.3	5.5
30°-40°	778.6	9.2
40°-50°	1200.2	14.3
50°-60°	1610.1	19.1
60°-70°	2145.0	25.5
70°-80°	1636.0	19.4
80°-90°	185.4	2.2
90°-100°	0.0	0.0
100°-110°	0.0	0.0
110°-120°	0.0	0.0
120°-130°	0.0	0.0
130°-140°	0.0	0.0
140°-150°	0.0	0.0
150°-160°	0.0	0.0
160°-170°	0.0	0.0
170°-180°	0.0	0.0
0°-90°	8421.9	100.0
0°-180°	8421.9	100.0



REPORT NUMBER: P200204

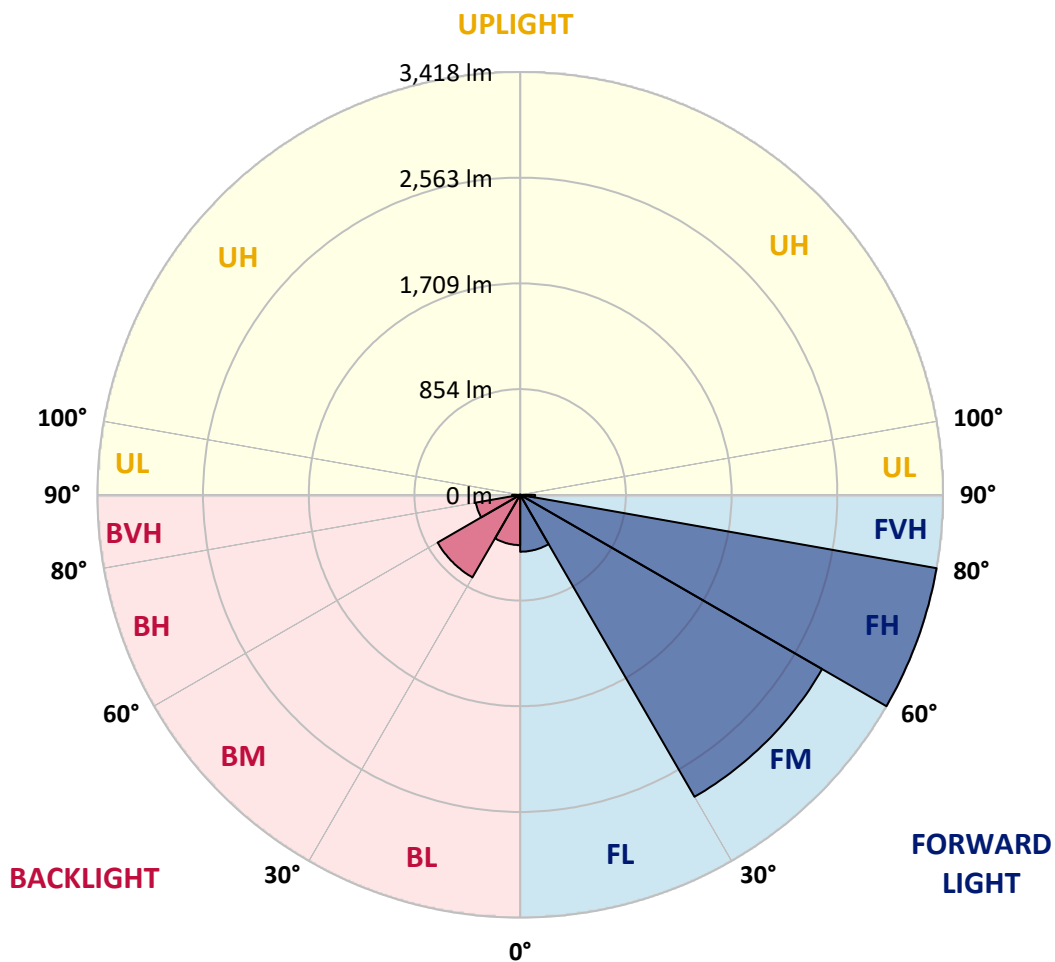
CATALOG NUMBER: GWC-AF-02-LED-E1-T4FT-600

LUMINAIRE CLASSIFICATION SYSTEM LUMEN TABLE AND BUG RATING:

Zone		Lumens	% Fixture	Zone Rating/Lumen Limit		
				B	U	G
FL	(0°-30°)	460.1	5.5			
FM	(30°-60°)	2818.0	33.5			
FH	(60°-80°)	3417.6	40.6			G2/5000
FVH	(80°-90°)	119.9	1.4			G2/225
BL	(0°-30°)	406.5	4.8	B1/500		
BM	(30°-60°)	770.8	9.2	B1/1000		
BH	(60°-80°)	363.4	4.3	B1/500		G1/500
BVH	(80°-90°)	65.6	0.8			G1/100
UL	(90°-100°)	0.0	0.0		U0/0	
UH	(100°-180°)	0.0	0.0		U0/0	

BUG Rating: B1-U0-G2

Type IV Short





REPORT NUMBER: P200204

CATALOG NUMBER: GWC-AF-02-LED-E1-T4FT-600

CANDELA DISTRIBUTION (FULL):

	0°	5°	15°	25°	35°	45°	55°	65°	75°	85°	90°
0°	1271.1	1271.1	1271.1	1271.1	1271.1	1271.1	1271.1	1271.1	1271.1	1271.1	1271.1
2.5°	1221.0	1223.4	1220.6	1224.3	1230.3	1236.7	1241.2	1247.7	1255.0	1265.1	1267.5
5°	1163.5	1167.2	1167.2	1173.6	1185.4	1195.9	1205.6	1216.1	1231.5	1248.9	1255.8
7.5°	1100.5	1102.5	1106.1	1115.8	1132.8	1147.8	1161.6	1178.5	1199.5	1222.6	1234.7
10°	1024.4	1027.2	1032.9	1046.7	1069.7	1090.4	1110.2	1133.6	1160.3	1189.1	1204.4
12.5°	970.7	969.9	972.2	982.3	1002.6	1027.7	1056.4	1086.3	1119.1	1152.7	1171.3
15°	952.5	948.0	938.7	936.3	947.2	972.2	1005.5	1042.2	1081.5	1121.9	1145.0
17.5°	963.7	956.0	930.6	912.0	910.4	929.4	964.5	1005.9	1051.1	1100.5	1129.1
20°	1034.9	1016.7	954.1	910.7	895.8	905.1	935.9	979.6	1032.9	1098.4	1135.3
22.5°	1205.2	1178.5	1045.5	964.9	914.4	903.1	926.2	972.6	1034.9	1123.5	1170.5
25°	1453.1	1415.2	1202.4	1100.1	995.7	935.5	940.7	988.5	1063.7	1181.7	1238.4
27.5°	1648.9	1624.2	1407.5	1290.6	1143.8	1022.8	988.1	1028.1	1122.3	1277.2	1335.1
30°	1765.3	1750.4	1626.6	1506.5	1332.6	1162.0	1078.6	1102.5	1214.1	1409.4	1457.2
32.5°	1900.4	1891.5	1830.9	1720.5	1536.5	1344.8	1222.2	1213.7	1337.1	1568.4	1590.3
35°	2040.4	2037.5	2001.9	1922.6	1755.3	1585.8	1412.7	1355.3	1470.9	1733.4	1719.7
37.5°	2170.6	2165.8	2145.1	2099.0	1984.1	1844.6	1606.9	1500.5	1615.3	1891.1	1830.1
40°	2410.4	2372.4	2301.6	2266.9	2215.5	2062.6	1760.9	1635.9	1764.9	2041.6	1925.5
42.5°	2702.8	2641.0	2509.1	2461.4	2454.1	2234.5	1866.1	1767.4	1915.8	2190.9	2019.3
45°	2932.9	2874.7	2761.0	2700.8	2727.5	2390.2	1971.6	1907.7	2071.1	2347.4	2116.0
47.5°	3178.4	3087.1	2936.6	2954.8	3013.0	2537.4	2079.1	2058.6	2241.4	2522.5	2236.1
50°	3187.3	3117.3	3051.5	3160.2	3250.8	2672.9	2213.9	2216.7	2449.7	2742.8	2395.9
52.5°	3002.6	2987.5	3092.3	3263.4	3394.0	2780.1	2367.1	2380.1	2716.1	2996.0	2571.4
55°	2937.8	2920.8	3041.7	3227.4	3413.4	2868.7	2533.3	2556.9	3038.5	3263.0	2742.4
57.5°	3095.6	3057.9	3066.0	3210.4	3366.1	2965.7	2714.6	2761.9	3388.7	3496.3	2852.5
60°	3536.3	3455.8	3303.0	3299.3	3391.6	3111.3	2924.1	2981.9	3752.7	3607.9	2809.6
62.5°	4154.7	4074.3	3787.9	3601.5	3587.7	3351.5	3181.3	3196.6	3963.0	3456.7	2548.0
65°	4824.1	4752.1	4432.1	4168.9	4041.9	3749.5	3480.2	3292.5	3894.3	3040.5	2090.1
67.5°	5636.6	5559.3	5284.4	5041.3	4919.2	4391.7	3690.1	3200.7	3457.9	2355.4	1502.5
70°	6204.8	6125.9	6017.6	6214.5	6513.4	5318.3	3717.2	2827.4	2582.7	1565.5	904.3
72.5°	5463.5	5426.7	5624.5	6453.9	7698.8	5880.4	3360.0	2058.6	1500.1	831.1	523.3
73°	5005.7	4997.6	5334.9	6286.1	7707.3	5793.9	3203.5	1913.3	1286.5	735.3	478.4
75°	2260.4	2325.5	3064.8	4801.4	6696.2	4774.3	2254.7	1097.6	726.8	508.0	361.2
77.5°	543.2	565.8	958.9	2280.2	4228.8	2845.2	1021.6	542.8	464.7	358.7	263.7
80°	231.3	239.1	369.3	842.4	1991.1	1145.8	470.8	363.6	321.5	250.3	184.8
82.5°	128.6	136.7	209.5	382.2	803.6	390.7	287.1	253.2	211.5	150.9	120.1
85°	72.8	77.2	122.5	213.5	340.5	156.9	171.9	168.3	119.3	77.6	59.0
87.5°	34.4	37.2	59.0	99.1	133.5	61.5	87.4	96.3	74.8	47.4	30.7
90°	0.0	0.0	0.0	0.0	0.0	0.0	0.0	0.0	0.0	0.0	0.0



REPORT NUMBER: P200204

CATALOG NUMBER: GWC-AF-02-LED-E1-T4FT-600

CANDELA DISTRIBUTION (continued):

	95°	105°	115°	125°	135°	145°	155°	165°	175°	180°
0°	1271.1	1271.1	1271.1	1271.1	1271.1	1271.1	1271.1	1271.1	1271.1	1271.1
2.5°	1270.3	1277.6	1286.1	1290.6	1294.5	1299.5	1304.3	1304.3	1305.1	1305.5
5°	1261.4	1276.4	1289.7	1295.4	1296.6	1296.6	1295.4	1288.9	1283.3	1285.6
7.5°	1242.8	1264.7	1276.0	1274.0	1258.6	1240.8	1225.8	1207.6	1198.4	1196.8
10°	1216.1	1241.2	1243.2	1223.0	1185.0	1146.9	1115.4	1084.7	1070.1	1066.5
12.5°	1186.6	1209.6	1196.8	1155.0	1093.9	1038.6	998.5	967.4	953.7	950.0
15°	1162.8	1178.5	1145.8	1080.2	1003.4	944.8	911.6	888.5	878.8	876.0
17.5°	1150.2	1153.5	1093.6	1005.0	923.3	874.4	853.8	842.8	839.2	837.2
20°	1156.2	1133.6	1043.8	935.1	857.8	823.5	818.6	815.7	814.9	813.8
22.5°	1186.6	1127.6	998.1	868.7	800.4	785.4	789.4	789.0	788.3	787.5
25°	1240.8	1132.8	953.7	805.7	752.3	749.0	756.3	756.3	753.1	753.1
27.5°	1312.3	1143.8	903.9	745.7	708.6	709.0	714.6	713.0	709.4	707.0
30°	1399.7	1150.6	845.7	692.0	667.7	666.1	667.7	660.8	649.9	649.2
32.5°	1489.1	1142.1	778.2	644.3	624.4	620.8	619.6	609.9	597.3	593.7
35°	1570.0	1111.0	709.4	606.2	583.2	575.1	580.7	577.6	566.2	563.3
37.5°	1629.0	1053.1	647.5	572.6	553.6	551.7	555.3	556.5	543.2	540.3
40°	1668.7	974.7	594.5	544.4	548.0	540.3	528.1	519.7	515.7	514.4
42.5°	1700.7	893.0	550.0	531.0	549.2	527.0	500.7	486.9	494.2	497.5
45°	1737.5	813.3	512.8	514.4	543.2	511.6	481.7	468.3	471.2	472.0
47.5°	1788.0	716.3	472.8	487.7	522.9	501.1	469.9	450.9	437.6	431.5
50°	1858.0	601.4	431.2	457.8	503.1	493.4	451.7	431.5	406.8	401.2
52.5°	1906.5	494.2	396.7	432.7	485.3	478.0	437.2	410.9	385.0	380.1
55°	1880.2	410.5	366.8	404.9	461.9	459.0	425.0	389.8	369.7	365.6
57.5°	1748.7	357.5	343.8	378.6	433.1	442.8	408.9	372.0	357.5	354.7
60°	1498.0	324.4	329.2	360.8	409.7	426.7	392.7	362.3	352.7	350.7
62.5°	1162.4	302.1	318.2	347.8	391.5	415.3	383.8	361.2	357.5	355.1
65°	832.7	284.3	306.6	334.9	374.9	404.9	380.5	359.6	360.4	358.3
67.5°	565.8	268.5	292.4	320.3	358.7	395.6	376.1	353.8	364.0	361.6
70°	396.0	253.2	275.8	301.7	338.5	382.6	368.1	345.3	344.5	334.9
72.5°	309.0	232.9	253.2	275.8	312.6	364.4	351.9	326.4	313.0	302.9
73°	294.8	228.1	247.6	270.2	307.0	360.0	347.4	321.1	306.2	296.9
75°	243.9	207.0	224.8	245.1	282.7	338.9	325.6	297.3	278.2	272.6
77.5°	191.7	177.2	194.2	212.4	249.1	308.2	293.2	266.1	255.6	250.7
80°	142.0	146.8	161.7	178.0	215.9	275.4	262.1	235.0	281.9	270.2
82.5°	99.9	111.2	125.0	139.5	181.2	243.5	227.3	199.4	206.2	171.4
85°	59.0	72.8	85.7	98.3	130.6	201.8	187.6	159.0	130.2	124.2
87.5°	34.4	40.4	44.1	57.0	89.8	152.1	132.3	117.6	67.5	45.7
90°	0.0	0.0	0.0	0.0	0.0	0.0	0.0	0.0	0.0	0.0

(END OF REPORT)